

CMS Monthly News

March

2024



Spring is just around the corner! We are excited for the new life emerging around us, the rainbows, and the warmer temperatures. There will be some fun activities going on in our classrooms this month.

Our Children's House students will be watching in-house the movie "Safe Side Super Chick". This will help them understand Crime Prevention Week.

The Elementary students will enrich their study of the arts and science throughout this month. We will end the month with preparations for our annual Spring Break in April.

Don't forget to ask at the office if you have any questions!



Table of Contents

| | |
|------------------------------------------------|-----------|
| Information about Monthly Events | Pages 2-3 |
| Brown Bag Day Instructions | Page 4 |
| Zany Zoo Instructions (Children's House) | Page 4 |
| Scrapbooking Day Information | Page 5 |
| Class Curriculum Information | Pages 6-9 |
| Class Calendar | Page 10 |



Upcoming Dates For Your Calendar!

Iowa Testing
May 6th - May 10th
(Kindergarten - 7th graders)



All School Trip to Pacific Beach
Saturday, June 1st

All School Graduation Ceremony
Sunday, June 9th

All School Staff Development Day
Friday, 14th

All School Egg Drop
Friday, June 21st

July 1st - July 5th
Term Break - **School Closed**



Rainbow Scavenger Hunt

The Children's House students will have the opportunity to participate in our "Spring Rainbow Scavenger Hunt". A flyer with complete information will be coming soon.

Reminder-Student Timelines

Don't forget to send in your student's time line and/or pictures. This is a project from back in September, but it will be returned to you at graduation. There is still time to get them in if you haven't yet. For additional information, please check with Mrs. Ehlers.



T-Shirt Day

Thursday, March 7th

Our students have chosen to make this a fun theme day. Please have your child wear their favorite t-shirt on this day to celebrate the weather getting warmer! School t-shirts are also available for purchase at the school office.

A Special Thanks!

...To those who support our staff and students each day in so many ways. It means so much to all of us.

... To all who have brought in goodies and other thoughtful items during our snowy, winter days. We appreciate your support!

...To all who blessed our CMS Staff with gifts and treats for our Valentine enjoyment. Thank you so much!

... To the many families who have donated puzzles, games, and activities to our classrooms. You have blessed us!

Thank you! Thank you! Thank you!

Reminder Incredible Kids Day

Incredible Kids Day is coming up on May 17th. It is never too early to start collecting cards and letters from family and friends about why your student is so incredible! Feel free to get a head start.



Re-Enrollment

As your family makes plans for the upcoming summer and fall terms, please let us know so we can make plans as well. Don't forget to turn in your enrollment paperwork and registration fees to the office as soon as possible. Thanks!

"The child passes little by little from the unconscious to conscious, treading always in the path of joy and love."

- Dr. Maria Montessori

SAVE THE DATE

First Day of Spring
Tuesday, March 19th

Pajama and Game Day
Friday, March 29th

All School Spring Break
School Closed
Monday, April 1 - Friday, April 5, 2024



Brown Bag Day

On Friday, March 15th, your student will have the opportunity to participate in our annual - "All School Brown Bag Day".



Please have your student find one very special item of interest for him/her to put in the brown bag that will come home in the parent information files. It will be shared at circle. Please be sure the item fits completely in the brown bag, allowing it to be closed. This way, the sharing of objects can be a surprise. Please put your student's name on both the item as well as their brown bag so that each object can be returned to his/her owner.

Here are some other fun things to do:

- 1.) Send your student's lunch in a brown bag.
- 2.) Have your student decorate the outside of his/her brown bag before bringing it to school.
- 3.) See if you and your student can come up with other ways to use a brown bag. Have them share their ideas with their class.

Thank you for your support and assistance with this special event.
When everyone participates, we all learn something new.

The Zany Zoo

Since Children's House students are concluding their study of the letter "z", these students are now ready to participate in our annual "Zany Zoo".

Please help your child create a Zany Zoo Animal and bring it to school to share on Monday, March 18th.

Zany Zoo Animals can be made of most anything you will find around the house:

- Boxes • Cartons • Cans
- Yarn • Buttons
- Material Scraps • Macaroni

Recycled items make the best animals. Let your imagination soar!

Have fun creating your Zany Zoo Animal with your student. We will be taking photos!

The animals will be displayed at school for the rest of the week.

Please put your student's name on their animal so that it can be returned to them at the end of the week.



THE ZANY ZOO

I went to the zoo and got such a surprise.
I stared and stared, not believing my eyes.

Gone was the lion, the bear, the rhinoceros,
replaced by animals simply preposterous.

I looked in one cage and saw a two-headed bird
with four legs and a tail. Now that is absurd!

I peered in the next cage and received such a
shock. There sat a kangaroo with a face like a
clock.

But when I looked at the zebra, I finally felt sad.
His black and white stripes were now green and
red plaid.

I ran from the zoo – what a terrible scare.
But I've wondered since then what else was in
there!

SCRAPBOOKING DAY

Dear CMS Parents and Families:

On Wednesday, March 6, 2024 we will be celebrating our very own "Scrapbooking Day". There are several ways that you can help us with this very special project. The following information will give you the specific details.

If you have any further questions, please contact the school office as soon as possible.

The CMS Staff has been putting together a special Memory Book over the past school term for each of our students. We would like you to help us make this a very wonderful and personal memory for your student. The students will receive their book at our All School Graduation in June.

Please choose one or both of the following options:

OPTION #1:

Please find 4 photos you have taken over the past school year of your student. (Be sure the photos are copies and not the originals).

Place your photos in an envelope labeled with your student's name.

Turn in your envelope to the school office no later than Wednesday, March 6th and we will do the rest.

OPTION #2:


Please find 4 photos you have taken over the past school year of your student and e-mail them to christina@capitalmontessorischool.com.

E-mail your photos into Mrs. Ehlers no later than Wednesday, March 6th and we will do the rest.

Your photo contributions will ensure your student has some very special photo pages in their memory book this year.

Thank you for your assistance with this most special project.

The CMS Staff





**Mrs. White
and
Mrs. Noble's
Classroom News
2024**



This Month's Special Events

All School Scrap Booking Day

Parent Project
Wednesday, March 6th

All School T-Shirt Day

Parent Project
Thursday, March 7th

Staff Professional Day

School Closed

Friday, March 8th

Daylight Savings Time Begins

Sunday, March 10th

All Class Trip

Olympia Junior Programs
Monday, March 11th

Special Class Event

I See Green Day and

Projects Due: Brown Bag Day

Friday, March 15th

Special Snack

Rainbow Fruit Kabobs
Thursday, March 21st

Rainbow Scavenger Hunt

Friday, March 22nd

All Class Trip

Lacey Timberland Library
Monday, March 25th

Special Movie:

"Safe Side Super Chick"

Tuesday, March 26th

All School Special Event

Pajama Rama Day
Friday, March 29th

Classroom Birthdays

No Birthdays This Month



I have a
GROWTH MINDSET...

I am in charge of how
smart I am because
I can **GROW MY BRAIN**
like a muscle by learning
hard things...

I can achieve
ANYTHING with
EFFORT and
RIGHT STRATEGIES...

And when I fail or make a
mistake it is a **GREAT** thing
because...

I can **LEARN** from them and
I GET BETTER!

Social Studies Classes

The following are some of the
upcoming topics we will be covering
in the month of March:

1. Identifying and Creating Patterns
 - * What is a Pattern?
 - * What Comes Next?
 - * Recognizing a Pattern
 - * Extending a Pattern
2. Changes on Planet Earth
 - * Cause and Effect
 - * What Causes Change?
 - * Changes in the Environment
3. Mathematical Change
 - * Change in Amount
 - * Addition and Subtraction
 - * Dividing Equally
 - * Observing Changes in Graphs
 - * Calendar Time
 - * Measuring Time





THANK YOU!!!

To all of our parents who support our class in so many special ways. We appreciate how involved you are. It is so great to be a part of such a wonderful team.

"The child passes little by little from the unconscious to conscious, treading always in the path of joy and love."

- Dr. Maria Montessori

Character Building Classes

Character Traits are qualities or characteristics of a person or character. Character traits describe what a person is like on the inside. We can determine a person's character traits by their actions, thoughts, and words.

Our Character Building Classes this month will include the topic of Fairness.

Fairness, according to Merriam-Webster's Dictionary, is "marked by impartiality and honesty; conforming with the established rules." As a concept, fairness is especially challenging for young children to understand. With other traits, like kindness or responsibility, there are concrete actions to observe which may provide a basic understanding of the concept itself. However, fairness is found in the way we treat one another, the way in which we play a game, the way in which live life, etc. One good way to teach children fairness is through play.

1. **Practice Taking Turns:** Taking turns gives opportunity to explain the abstract concepts of fairness. The guided conversation can be one of the best ways to teach your child all about fairness - not only that, but to see the positive results when fairness is applied.
2. **Model the Rules:** For older children, use games as an opportunity to model and explain why we play by a given set of rules, how we take turns and encourage one another even when we are unhappy with the outcome. An Important Key is to "Lead by Example".
3. **Notice Fair and Unfair:** Draw attention to behaviors in books, movies, and in life when others are acting in a fair or unfair manner. Ask your child questions like "What is another way he could have acted to make things fair?" or "How did she show fairness to the other person?"
4. **Praise Fairness:** Take a moment to recognize and verbalize when your child is acting out of fairness. Helping him to notice fairness in his own behaviors will help him to grow in his understanding of the concept.
5. **Encourage Empathy:** This suggestion is one that does not deal directly with fairness, but rather provides your child with motivation to be fair. Teach your children empathy. Make sure that they know the inherent value of a human being, that they realize that every other person they encounter has an inner life as rich and detailed - and sometimes hurt - as their own. When your child learns to begin thinking outside of their own wants, fairness flourishes.

Understanding fairness requires that your child sees the big picture, that they understand the effects they have on the lives of others. When they begin to understand the place of fairness in their own personal lives, as well as in society as a whole, they'll be better able to make a positive impact on a world that sorely needs it.

Creating a fairer world begins with you and what you teach your children—after all, it will be their world one day. Do your best to make it a good one for all of its inhabitants.



Friends at School



Silas





Elliott



Jessica



Opal

| Sunday | Monday | Tuesday | Wednesday | Thursday | Friday | Saturday |
|---------------------------------------------------------|----------------------------------------------------------------------------|-----------------------------------------------------------------------------------------------|--------------------------------------------------------------------------|-------------------------------------------------------------------------------------------------------|---------------------------------------------------------------------------------------------------------------------------|----------|
| | | | | | 1 March Fun Art | 2 |
| 3 <i>Thematic Unit</i> The Study of Ireland | 4 <u>Special Project</u> Planting and Growing Seeds | 5 <u>Special Project</u> Journaling Growing Seeds Fire Drill | 6 <u>Scrap Booking Day</u> | 7  T-Shirt Day | 8 Staff Professional Day School Closed | 9 |
| 10 Daylight Savings Time Begins | 11 <u>Special Trip</u> Olympia Junior Programs 1st - 4th grade | 12 <u>Special Project</u> What is Daylight Savings? | 13 <u>Special Project</u> Watercolor Flowers | 14 <u>Special Trip</u> Tunwater Falls Walking Trail 1st - 4th grade | 15 Brown Bag Day I See Green Day | 16 |
| 17 <i>Thematic Unit</i> The Study Of Spring | 18 <u>Special Project</u> Rainbow Art | 19 <u>Special Trip</u> Lacey Archery World 4th - 7th grade First Day of Spring | 20 <u>Special Project</u> Monthly Affirmations Sign-Language | 21 <u>Special Snack</u> Rainbow Fruit Kabobs | 22 Rainbow Scavenger Hunt  | 23 |
| 24 <i>Thematic Unit</i> The Continents of Asia | 25 <u>Special Trip</u> Lacey Timberland Library | 26 <u>In-House Movie</u> "Safe Side Super Chick" Earthquake Drill | 27 <u>Special Project</u> Plants, Animals and People of Asia | 28 <u>Special Project</u> Memory Book Page "All About Me" | 29 Pajama Rama Game Day | 30 |